

F U S E

lighting



CAMBRIDGE CHANDELIER
5058

OIL RUBBED BRONZE WITH CLEAR CRACKLED GLASS

CAMBRIDGE CHANDELIER

4-LIGHT

5058A

HEIGHT: 9" (22.9 CM)

WIDTH: 41" (104.1 CM)

DEPTH: 7 1/2" (19.0 CM)

STEM: 29" STANDARD (73.7 CM)

OAH: 38" (96.5 CM)

CEILING CANOPY: 39" W X 4 3/4" D
(99.1 CM W X 12.1 CM D)

WEIGHT: APPROX. 60 LBS.

WIRING: 4 MEDIUM-BASE SOCKETS,
60 WATT MAX. EACH

5-LIGHT

5058B

HEIGHT: 9" (22.9 CM)

WIDTH: 51 1/2" (130.8 CM)

DEPTH: 7 1/2" (19.0 CM)

STEM: 29" STANDARD (73.7 CM)

OAH: 38" (96.5 CM)

CEILING CANOPY: 50" W X 4 3/4" D
(127.0 CM W X 12.1 CM D)

WEIGHT: APPROX. 70 LBS.

WIRING: 5 MEDIUM-BASE SOCKETS,
60 WATT MAX. EACH

6-LIGHT

5058C

HEIGHT: 9" (22.9 CM)

WIDTH: 62" (157.5 CM)

DEPTH: 7 1/2" (19.0 CM)

STEM: 29" STANDARD (73.7 CM)

OAH: 38" (96.5 CM)

CEILING CANOPY: 60" W X 4 3/4" D
(152.4 CM W X 12.1 CM D)

WEIGHT: APPROX. 80 LBS.

WIRING: 6 MEDIUM-BASE SOCKETS,
60 WATT MAX. EACH

METAL FINISHES

BRUSHED BRASS

LIGHT ANTIQUE BRASS

DARK ANTIQUE BRASS

BURNISHED BRASS

POLISHED NICKEL

SATIN NICKEL

OIL RUBBED BRONZE

GLOSS WHITE POWDER COAT

MATTE BLACK POWDER COAT

PATINATED STEEL

GLASS SHADE COLOR

(CHOOSE ONE)

CLEAR

BLUE

CERULEAN

SMOKE

TEXTURE (CHOOSE ONE)

SMOOTH

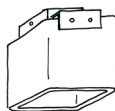
CRACKLED

FROSTED (INSIDE)

NOTES:

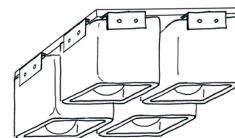
ALL SHADES ARE HAND-BLOWN AND
WILL VARY IN SIZE AND THICKNESS.

FROSTED FINISH WILL LIGHTEN COLOR

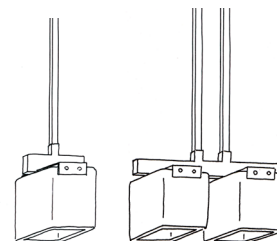


SINGLE CEILING MOUNT
8058A

X-8058 (OUTDOOR)

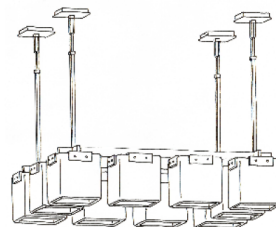


4-LIGHT CEILING MOUNT
8058D



SINGLE PENDANT
4058A

DOUBLE PENDANT
4058B



QUAD CHANDELIER
5058D



SCONCE
9058
X-9058 (OUTDOOR)