

F U S E

lighting



CAMBRIDGE DOUBLE PENDANT  
**4058B**

OIL RUBBED BRONZE WITH CLEAR CRACKLED GLASS

# CAMBRIDGE DOUBLE PENDANT

## DOUBLE PENDANT

### 4058B

HEIGHT: 9" (22.9 CM)

WIDTH: 18 1/2" (46.99 CM)

DEPTH: 7 1/2" (19.05 CM)

STEM: 29" STANDARD (73.7 CM)

QAH: 38" (96.5 CM)

CEILING CANOPY: 12"W X 4 3/4"D  
(30.48 CM W X 12.07 CM D.)

WEIGHT: APPROX. 40 LBS.

WIRING: 2 MEDIUM-BASE SOCKETS,  
60 WATT MAX. EACH

## METAL FINISHES

BRUSHED BRASS

LIGHT ANTIQUE BRASS

DARK ANTIQUE BRASS

BURNISHED BRASS

POLISHED NICKEL

SATIN NICKEL

OIL RUBBED BRONZE

GLOSS WHITE POWDER COAT

MATTE BLACK POWDER COAT

PATINATED STEEL

## GLASS SHADE COLOR

(CHOOSE ONE)

CLEAR

BLUE

CERULEAN

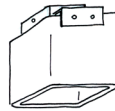
SMOKE

## TEXTURE (CHOOSE ONE)

SMOOTH

CRACKLED

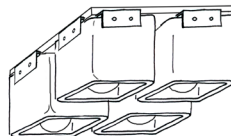
FROSTED (INSIDE)



SINGLE CEILING MOUNT

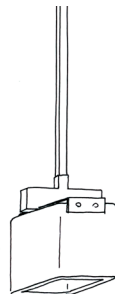
**8058A**

**X-8058** (OUTDOOR)



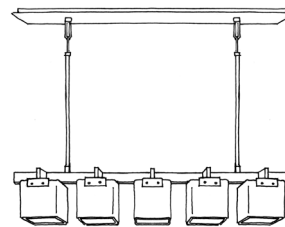
4-LIGHT CEILING MOUNT

**8058D**



SINGLE PENDANT

**4058A**

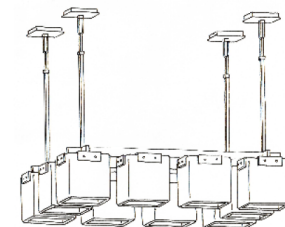


4, 5 & 6 LIGHT CHANDELIER

**5058A** (4 LIGHT CHANDELIER)

**5058B** (5 LIGHT CHANDELIER)

**5058C** (6 LIGHT CHANDELIER)



QUAD CHANDELIER

**5058D**



SCONCE

**9058**

**X-9058** (OUTDOOR)

## NOTES:

ALL SHADES ARE HAND-BLOWN AND  
WILL VARY IN SIZE AND THICKNESS.

FROSTED FINISH WILL LIGHTEN COLOR