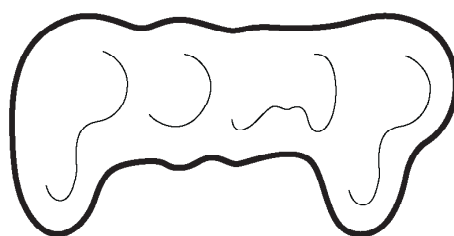




© 2024 JOHN POMP STUDIOS (U.S. PATENT NO. D896,433)



CALLA CHANDELIER



CALLA CHANDELIER

MODEL NO: 1 10050X01

Hand blown, sculpted glass crystal pieces suspended from an adjustable solid metal armature

AS SHOWN (IN PHOTO)

6 glass pieces, 3 tiers - approx. dimensions 70"W x 52"D* x 12"H

Glass - smoke with iridescence

Metal - aged blackened metal

DIMENSIONS

Available in three sizes:

4 glass pieces, 2 tiers - approx. dimensions 60"W x 48"D* x 9"H

6 glass pieces, 3 tiers - approx. dimensions 70"W x 52"D* x 12"H

8 glass pieces, 4 tiers - approx. dimensions 80"W x 66"D* x 14.5"H

*Arms can be rotated around center, allowing the fixture to be displayed in various arrangements, which will affect the overall width.

Glass - large approx. 12"W x 9"D x 3"H
small approx. 9"W x 7"D x 3"H

glass dimensions may vary slightly due to sculpted process

ELECTRICAL

6W incandescent bulb per socket included

AVAILABLE FINISHES

Glass Crystal Color - clear, olivine*, opaline*, smoke*,
topaz*, gold leaf*

Glass Crystal Finish - standard, soft etched, with iridescence

Metal - natural metal, tarnished metal, aged blackened metal,
natural brass*, tarnished brass*, aged blackened brass*

*premium finish - refer to price guide for additional charges

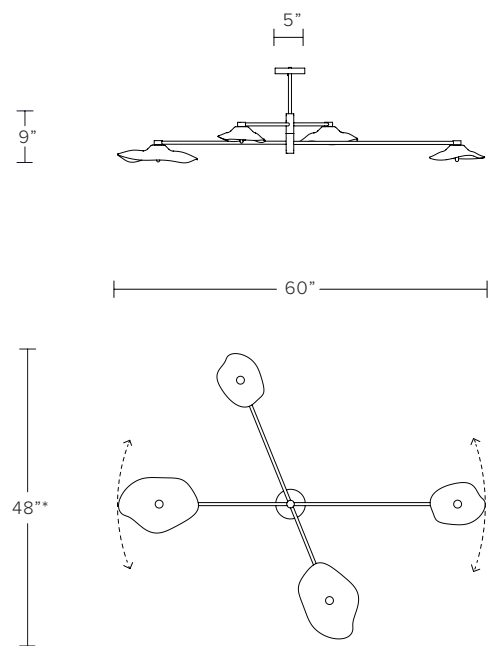
ADDITIONAL NOTES

General lead time for standard finishes is 10-12 weeks. Updated lead times provided at time of formal quoting. This fixture has minimum OAD requirements - please refer to price list for additional information

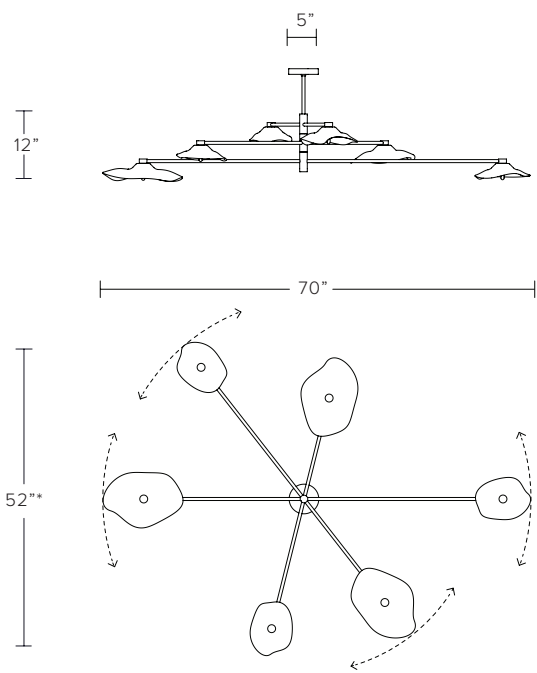
UL listed



4 PIECE, 2 TIER 60"W X 48"D* X 9"H



6 PIECE, 3 TIER 70"W X 52"D* X 12"H



8 PIECE, 4 TIER 80"W X 66"D* X 14.5"H

