



MONOLITH DINING TABLE LONG



MONOLITH DINING TABLE LONG

MODEL NO: 10370X01

Hand cast, thick glass crystal on sculpted, patinated
ombré metal base

AS SHOWN (IN PHOTO)

Rounded Base, 96"W x 42"D x 30"H

Glass - clear crystal

Metal - ombré brass

DIMENSIONS

Available in nine sizes:

Rounded Base

96"W x 42"D x 30"H

120"W x 42"D x 30"H

144"W x 42"D x 30"H

Squared Base

96"W x 42"D x 30"H

120"W x 42"D x 30"H

144"W x 42"D x 30"H

Tapered Base

96"W x 42"D x 30"H

120"W x 42"D x 30"H

144"W x 42"D x 30"H

AVAILABLE FINISHES


Glass Crystal Color - clear crystal, olivine*, smoke*, topaz*

Metal - natural metal, tarnished metal, aged blackened metal,
natural brass*, tarnished brass*, aged blackened brass*,
ombré metal*, ombré brass*, brushed to polished ombré metal*,
brushed to polished ombré brass*


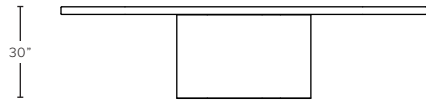
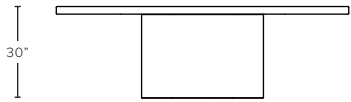
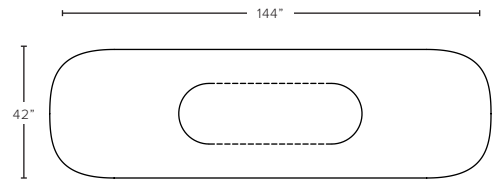
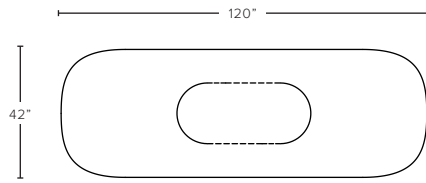
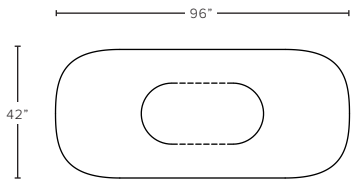
*premium finish - refer to price guide for additional charges

ADDITIONAL NOTES


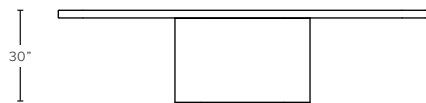
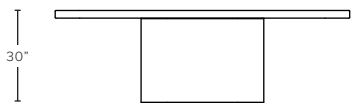
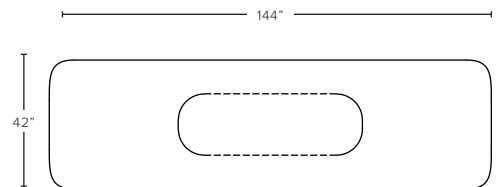
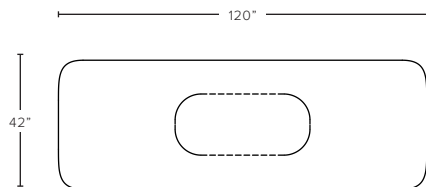
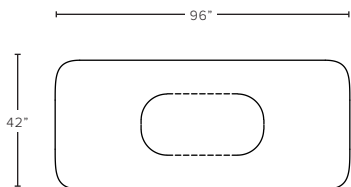
General lead time for standard finishes is 16-20 weeks. Updated lead times provided at time of formal quoting. Tables weigh between 900 and 1475 lbs. Installation must be performed by a qualified installer - please contact us for additional information.



ROUND BASE



SQUARE BASE



TAPERED BASE

